




**European
Reference
Network**

for rare or low prevalence
complex diseases



Network

Vascular Diseases
(VASCERN)



Severe/Rare Infantile Hemangioma

Final Approved Patient Pathway by the Vascular
Anomalies (VASCA) Working Group - 20/03/2019

VASCERN VASCA working group Members:

Andrea Diociaiuti, Laurence M. Boon, Veronika Dvorakova, May El Hachem, Nader Ghaffarpour, Alan Irvine, Friedrich Kapp, Kristiina Kyrklund, Jochen Rößler, Päivi Salminen, Caroline Van Den Bosch, Carine van der Vleuten, Leo Schultze Kool, Miikka Vikkula

Cooperating Guests:

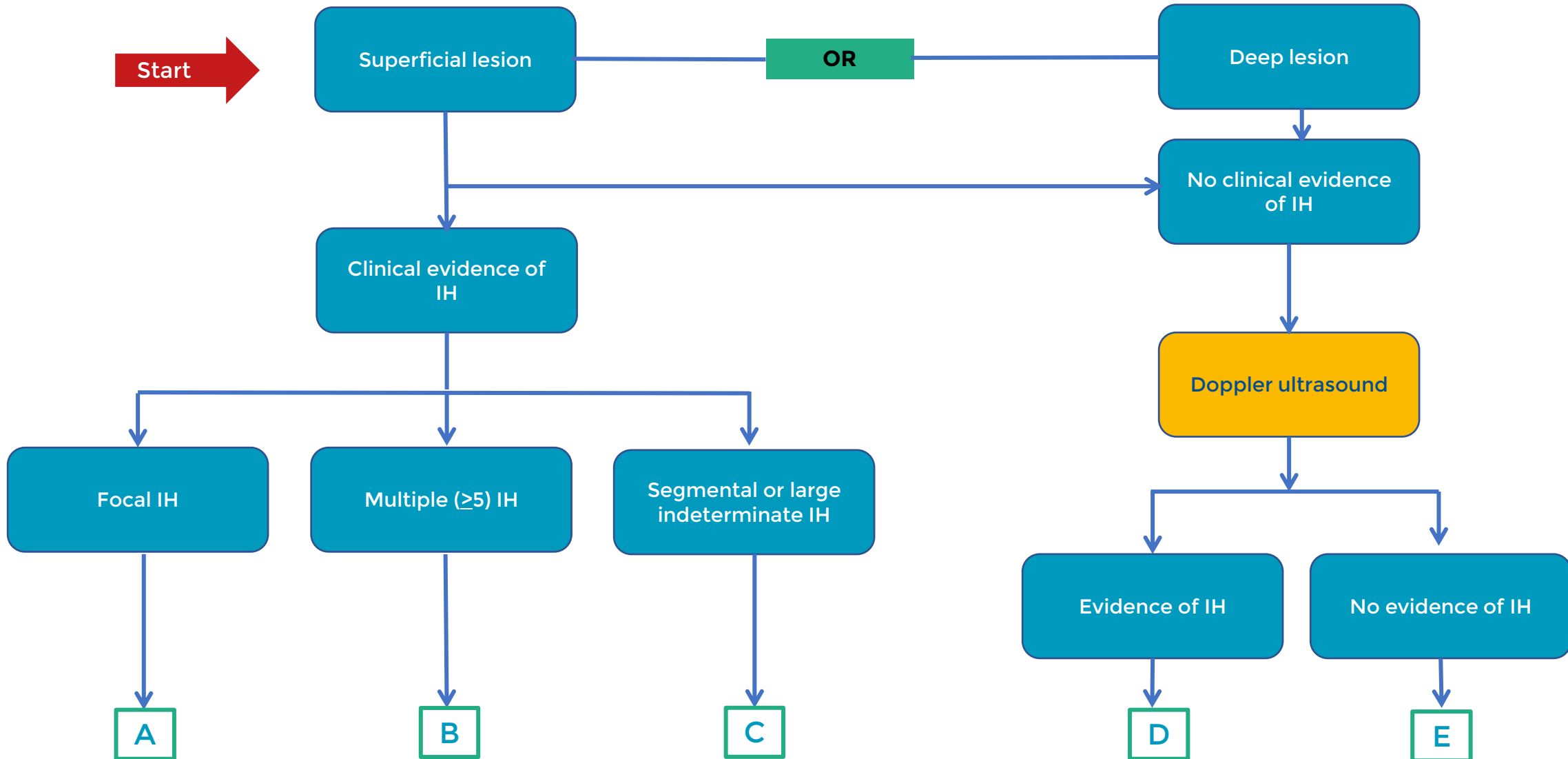
Eulalia Baselga Torres, Anne Domp martin

Disclaimer

- This document is an opinion statement reflecting strategies put forward by experts and patient representatives involved in the Vascular Anomalies (VASCA) Rare Disease Working Group of VASCERN.
- This pathway is issued on 20/03/2019 and will be further validated and adjusted as needed.

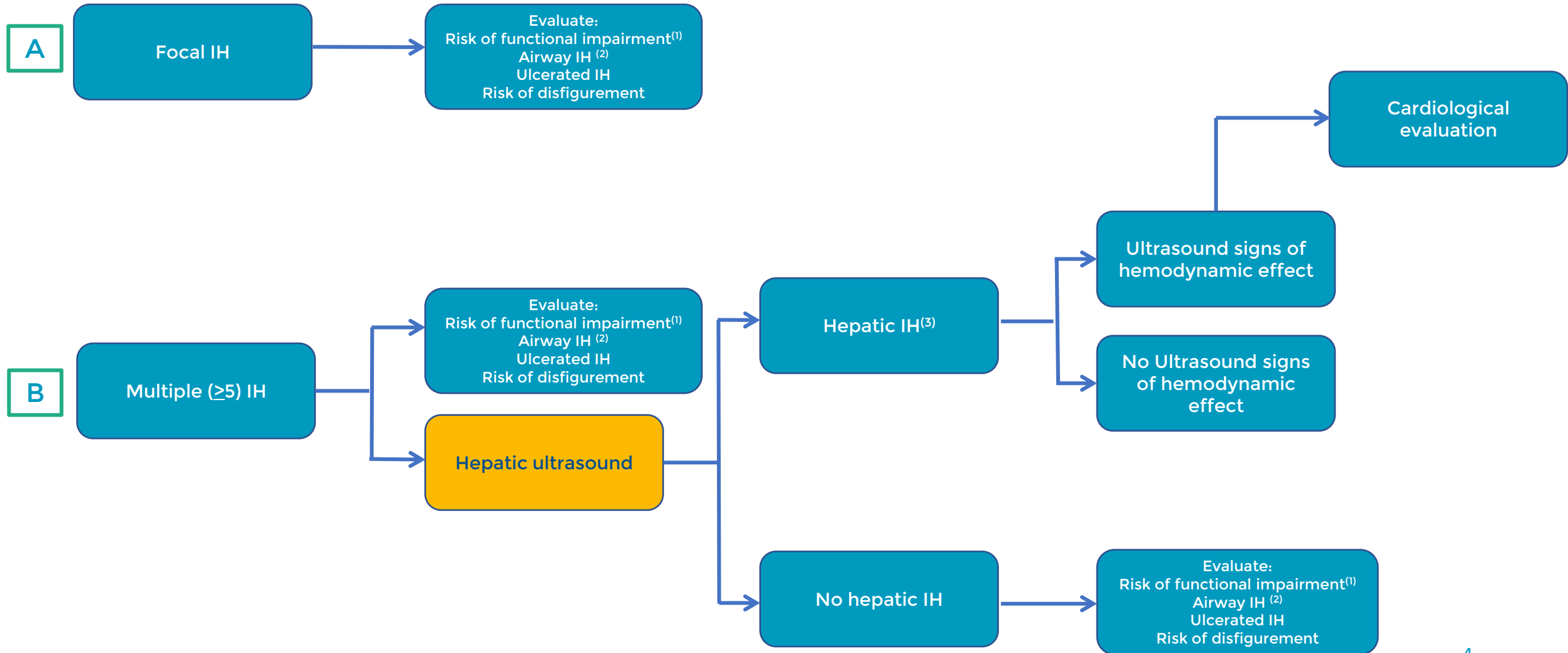


Patient with Suspected Severe/Rare Infantile Hemangioma (IH)





Patient with Suspected Severe/Rare Infantile Hemangioma (IH) continued





C

Segmental or large indeterminate IH

PHACES criteria (refer to experienced centres): MRI, MRA, ophthalmological consultation, and consider laryngoscopy if beard distribution and upper respiratory symptoms.

If lumbosacral/genital IH perform ultrasound and/or MRI to search for other associated anomalies (PELVIS/LUMBAR/SACRAL)

Evaluate:
Risk of functional impairment⁽¹⁾
Airway IH ⁽²⁾
Ulcerated IH
Risk of disfigurement

D

Evidence of IH

Evaluate:
Risk of functional impairment⁽¹⁾
Airway IH ⁽²⁾
Ulcerated IH
Risk of disfigurement

E

No Evidence of IH

Search for new diagnosis. Consider MRI and/or biopsy if uncertain diagnosis

(1) Risk of functional impairment
- Orbital or auricular IH
- IH of the lip or hand
In some cases MRI is necessary to evaluate the relation between the IH and other structures

(2) Airway IH
- Suspect when beard distribution or upper respiratory symptoms
- Consider diagnostic and follow-up laryngoscopy

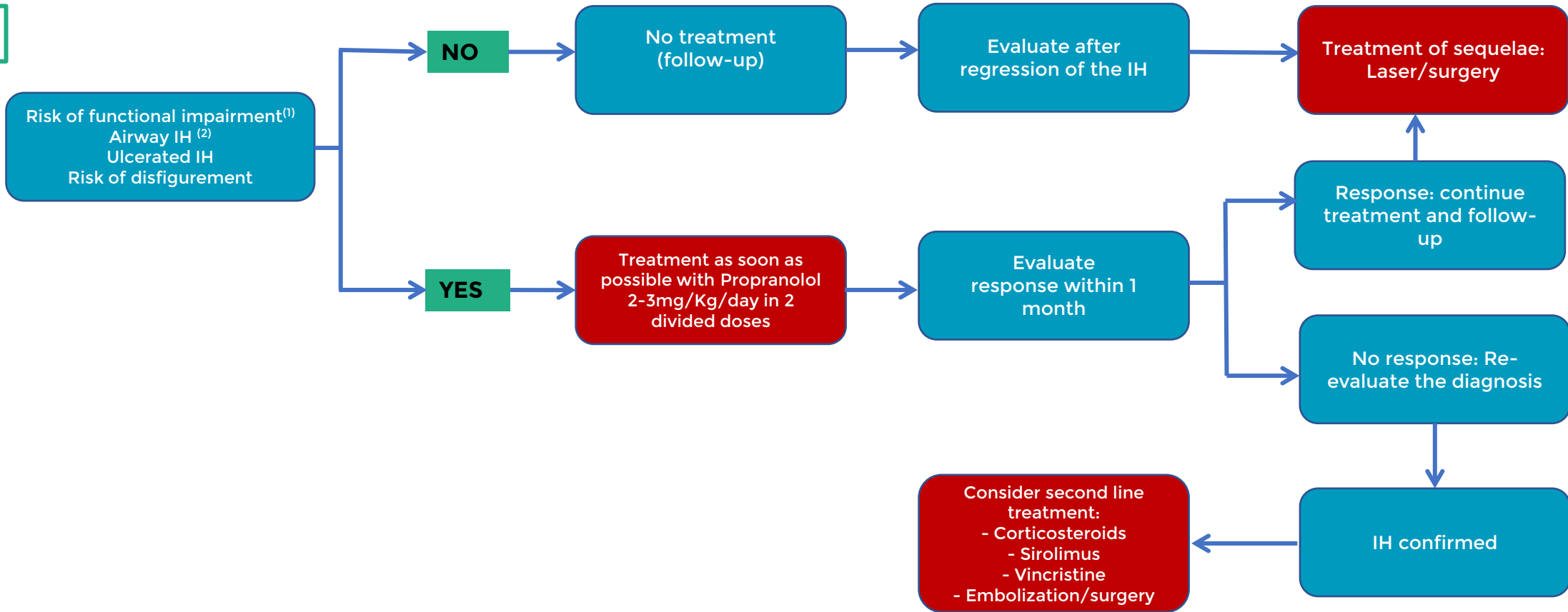
(3) Hepatic IH
- Test thyroid function

Voluminous IH
- Cardiological evaluation
- Test thyroid function



Treatment of Severe/Rare Infantile Hemangioma (IH)

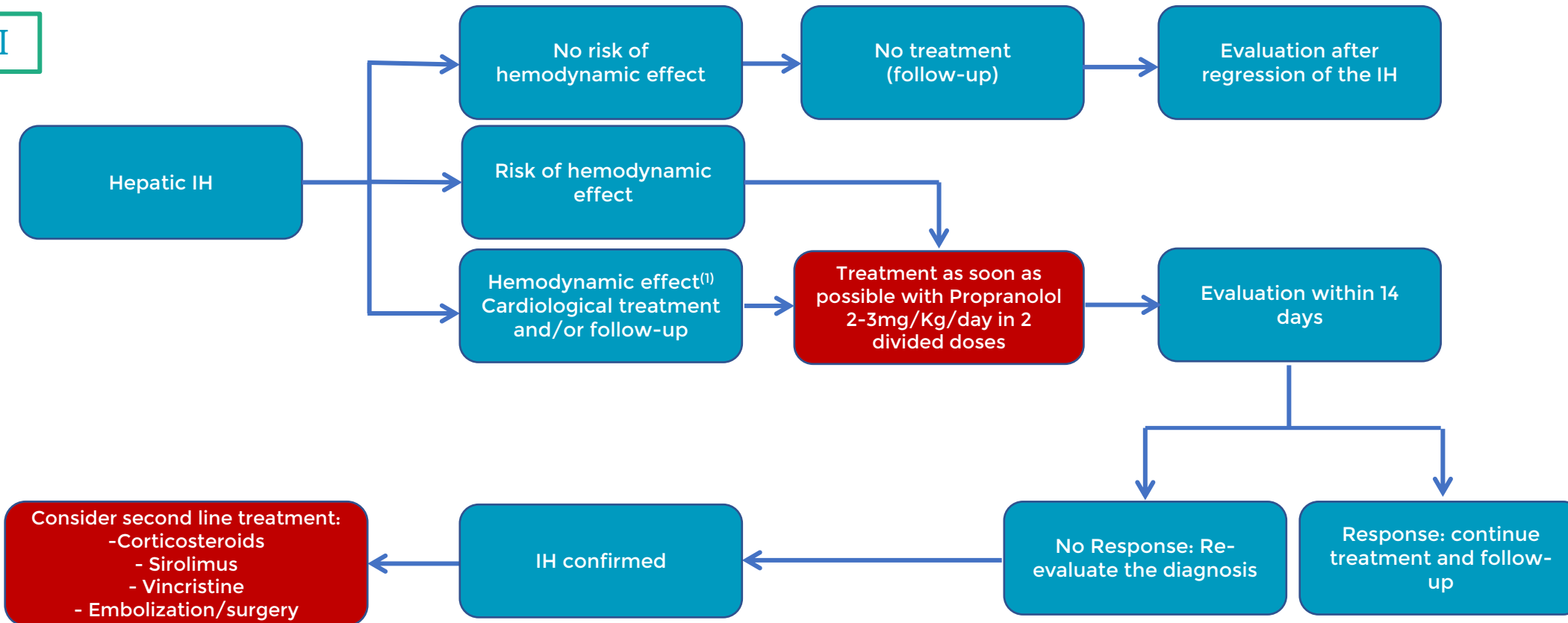
I





Treatment of Severe/Rare Infantile Hemangioma (IH) continued

II

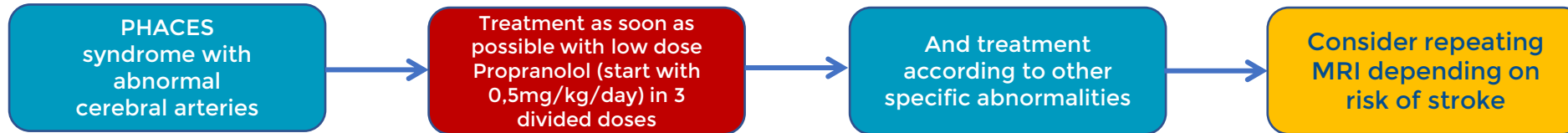


(1) In case of cardiac failure consider embolization prior to propranolol treatment

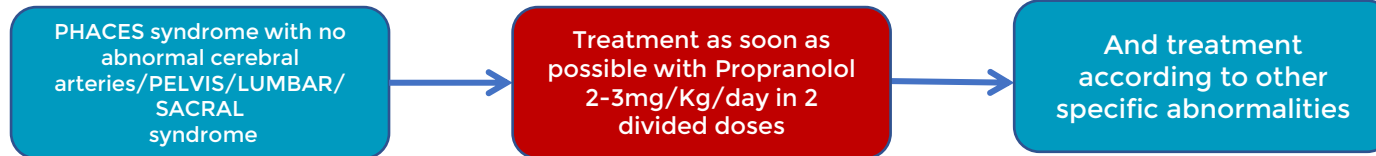


Treatment of Severe/Rare Infantile Hemangioma (IH) continued

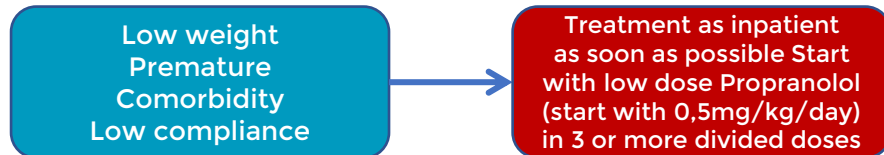
III



IV



V



In case of ulceration during propranolol treatment consider lowering the dosage.

LEGEND:

Clinical evaluation

Investigations

Treatment

Particular cases



European
Reference
Network

VASCERN

Gathering the best expertise in Europe
to provide accessible cross-border healthcare
to patients with rare vascular diseases



VASCERN, the European Reference Network on Rare Multisystemic Vascular Diseases, is dedicated to gathering the best expertise in Europe in order to provide accessible cross-border healthcare to patients with rare vascular diseases (an estimated 1.3 million concerned). These include arterial diseases (affecting aorta to small arteries), arterio-venous anomalies, vascular malformations, and lymphatic diseases.

VASCERN currently consists of 31 highly specialised multidisciplinary Healthcare Providers (HCPs) from 11 EU Member States and of various European Patient Organisations and is coordinated in Paris, France.

Through our 5 Rare Disease Working Groups (RDWGs) as well as several thematic WGs and the ePAG - European Patient Advocacy Group, we aim to improve care, promote best practices and guidelines, reinforce research, empower patients, provide training for healthcare professionals and realise the full potential of European cooperation for specialised healthcare by exploiting the latest innovations in medical science and health technologies.

More information available at: <https://vascern.eu>

Follow us on



Co-funded by
the Health Programme
of the European Union