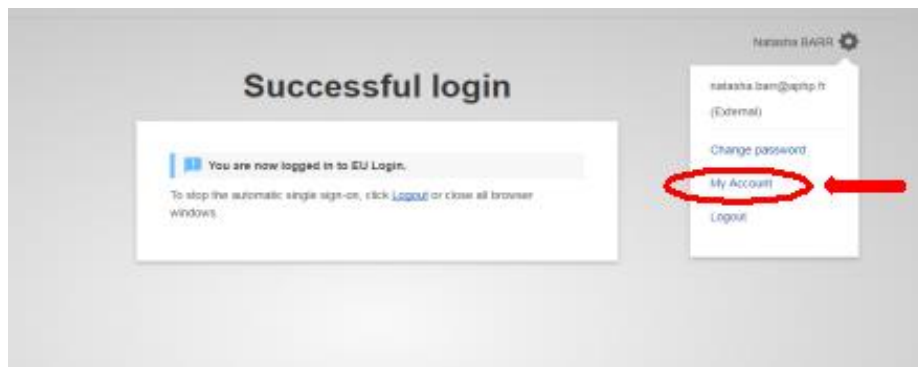


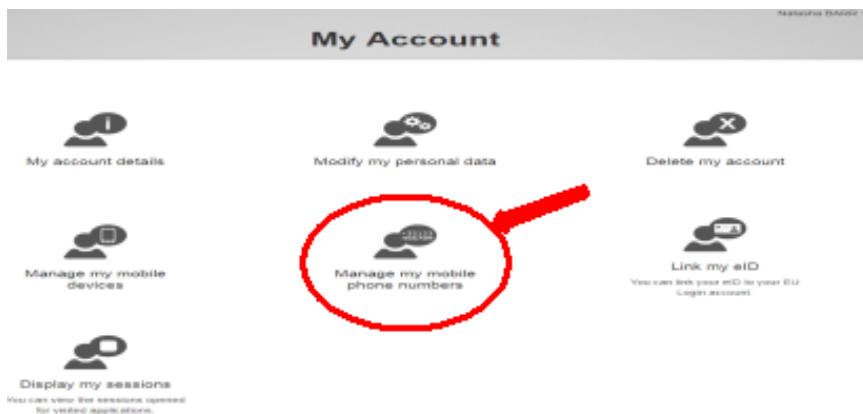


How to add your mobile phone number to your EU login account

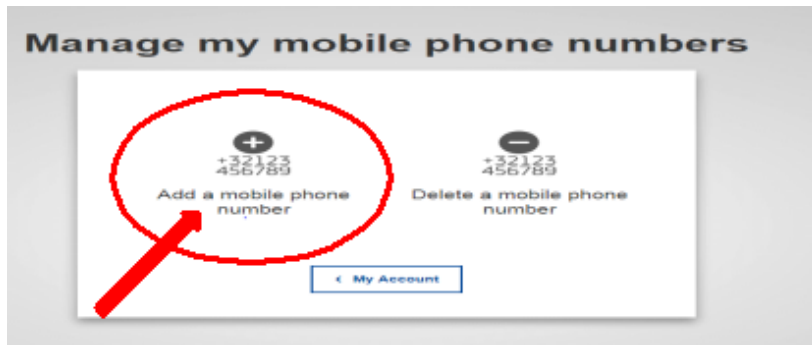
- 1) Navigate to the EU login page (<https://ecas.ec.europa.eu/cas/login>), where you will be asked to enter your email address and password. Once you're logged in you can click on the gear icon in the upper right corner and select **My Account**. Click on "My Account" from the list that drops down



- 2) Click on "Manage my mobile phone numbers"



- 3) Click on "Add a mobile phone number"



- 4) Follow the on-screen instructions: You will be asked to enter your phone number, (click add), and a challenge code will be sent via SMS that you will enter in the "text message challenge code" box, (click finalise).